

[Collapse All Sections \[-\]](#)

**TORTS, LAW -L6118 -003, 12F**

Points: 4.0 pt.  
 Instructor(s): Alex Stein  
 Location/Schedule: GRHL 103 , F : 10:40 AM-12:00 PM  
 GRHL 103 , W : 1:00 PM-2:40 PM  
 GRHL 103 , F : 1:20 PM-2:40 PM

**Total Registered: 81**

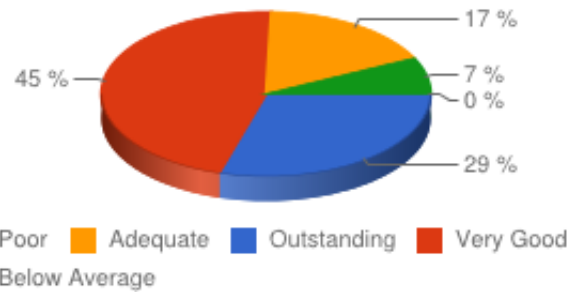
**Total Evaluated: 68**

**Rating Question Statistics**

**1. Overall effectiveness as a teacher**

Rating	Choice	Respondents
5	Outstanding	20
4	Very Good	31
3	Adequate	12
2	Below Average	5
1	Poor	0

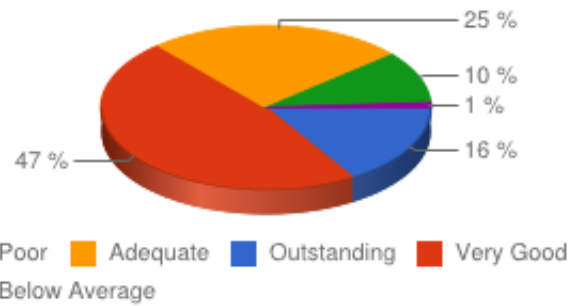
Total Respondents: 68  
 Total Non-Respondents: 0  
 Mean: 3.97  
 Standard Deviation: 0.87  
 % of Non-Respondents: 0



**2. Overall effectiveness of the course**

Rating	Choice	Respondents
5	Outstanding	11
4	Very Good	32
3	Adequate	17
2	Below Average	7
1	Poor	1

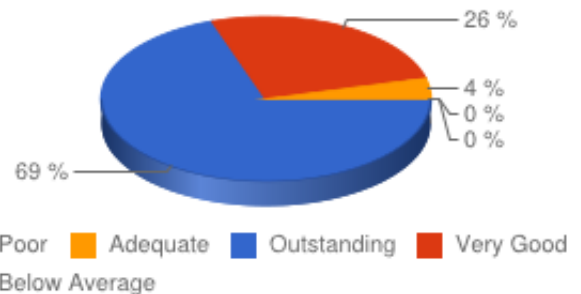
Total Respondents: 68  
 Total Non-Respondents: 0  
 Mean: 3.66  
 Standard Deviation: 0.92  
 % of Non-Respondents: 0



**3. Professor's knowledge of subject matter and current trends**

Rating	Choice	Respondents
5	Outstanding	47
4	Very Good	18
3	Adequate	3
2	Below Average	0
1	Poor	0

Total Respondents: 68  
 Total Non-Respondents: 0  
 Mean: 4.65  
 Standard Deviation: 0.56  
 % of Non-Respondents: 0



#### 4. Professor's ability to explain difficult concepts

Rating	Choice	Respondents
5	Outstanding	14
4	Very Good	24
3	Adequate	19
2	Below Average	8
1	Poor	2

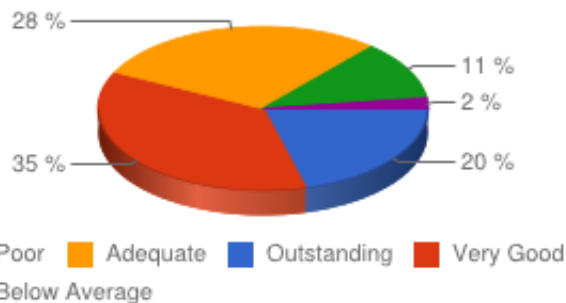
Total Respondents: 67

Total Non-Respondents: 1

Mean: 3.6

Standard Deviation: 1.04

% of Non-Respondents: 1.23



#### 5. Professor's respect for students, including those of differing experiences, backgrounds, and viewpoints.

Rating	Choice	Respondents
5	Outstanding	44
4	Very Good	18
3	Adequate	3
2	Below Average	2
1	Poor	0

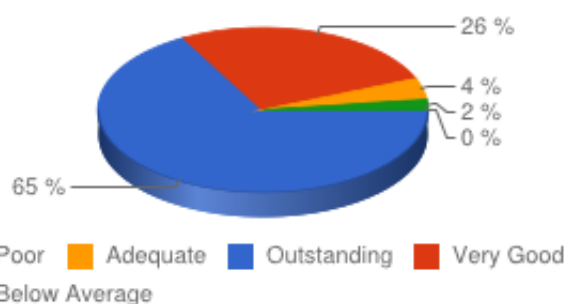
Total Respondents: 67

Total Non-Respondents: 1

Mean: 4.55

Standard Deviation: 0.72

% of Non-Respondents: 1.23



#### 6. I attended class

Rating	Choice	Respondents
5	Always	53
4	Often	13
3	Half of the time	1
2	Rarely	0
1	Very Rarely	1

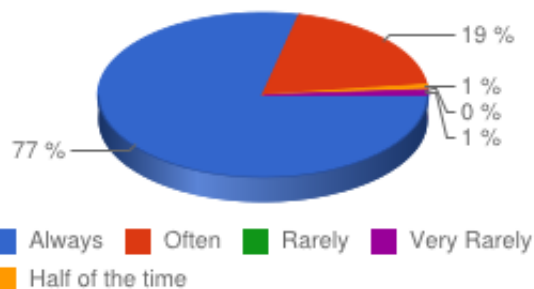
Total Respondents: 68

Total Non-Respondents: 0

Mean: 4.72

Standard Deviation: 0.64

% of Non-Respondents: 0



#### 7. I found the interest of the subject matter

Rating	Choice	Respondents
3	Above Average	26
2	Average	36
1	Below Average	6

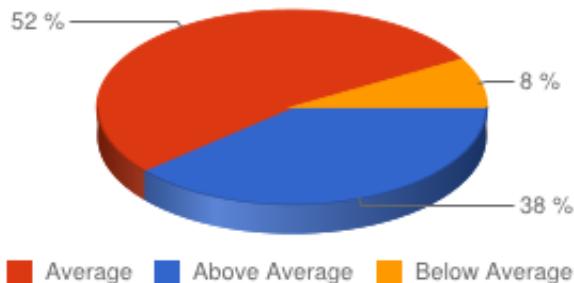
Total Respondents: 68

Total Non-Respondents: 0

Mean: 2.29

Standard Deviation: 0.62

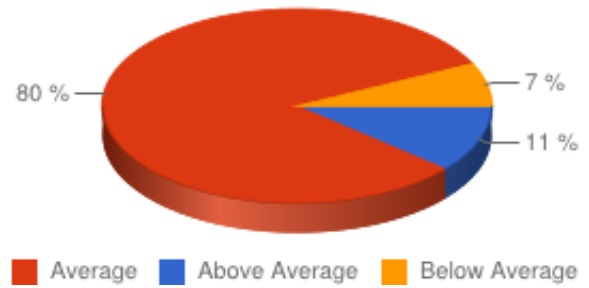
% of Non-Respondents: 0



### 8. I found the difficulty of the subject matter

Rating	Choice	Respondents
3	Above Average	8
2	Average	54
1	Below Average	5

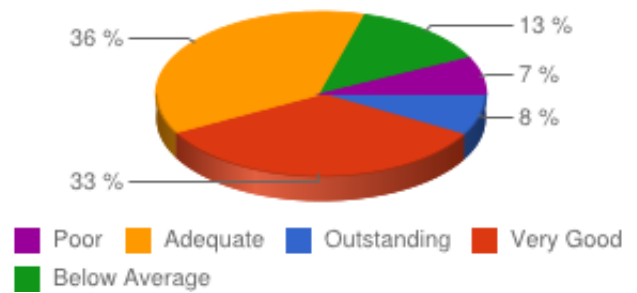
Total Respondents: 67  
 Total Non-Respondents: 1  
 Mean: 2.04  
 Standard Deviation: 0.44  
 % of Non-Respondents: 1.23



### 9. The quality/editing of the course materials was

Rating	Choice	Respondents
5	Outstanding	6
4	Very Good	23
3	Adequate	25
2	Below Average	9
1	Poor	5

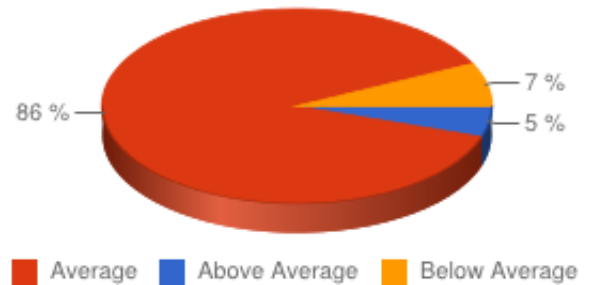
Total Respondents: 68  
 Total Non-Respondents: 0  
 Mean: 3.24  
 Standard Deviation: 1.03  
 % of Non-Respondents: 0



### 10. I found the pace of the course, including the workload

Rating	Choice	Respondents
3	Above Average	4
2	Average	59
1	Below Average	5

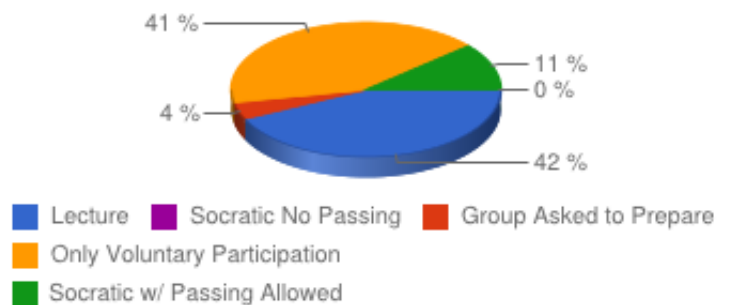
Total Respondents: 68  
 Total Non-Respondents: 0  
 Mean: 1.99  
 Standard Deviation: 0.36  
 % of Non-Respondents: 0



### 11. Professor's style was primarily

Rating	Choice	Respondents
5	Lecture	29
4	Group Asked to Prepare	3
3	Only Voluntary Participation	28
2	Socratic w/ Passing Allowed	8
1	Socratic No Passing	0

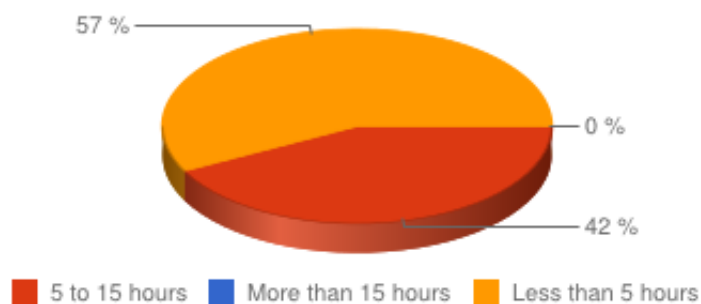
Total Respondents: 68  
 Total Non-Respondents: 0  
 Mean: 3.78  
 Standard Deviation: 1.12  
 % of Non-Respondents: 0



**12. How many hours per day, on average, did you spend in preparation for that day's three (or four, if appropriate) hours of class (excluding exam preparation and special projects)?**

Rating	Choice	Respondents
3	More than 15 hours	0
2	5 to 15 hours	29
1	Less than 5 hours	39

Total Respondents: 68  
 Total Non-Respondents: 0  
 Mean: 1.43  
 Standard Deviation: 0.49  
 % of Non-Respondents: 0



**13. Approximately how many pages of reading were assigned for each day's three (or four, if appropriate) hours of class?**

Rating	Choice	Respondents
3	More than 75 pages	3
2	50-75 pages	46
1	Less than 50 pages	19

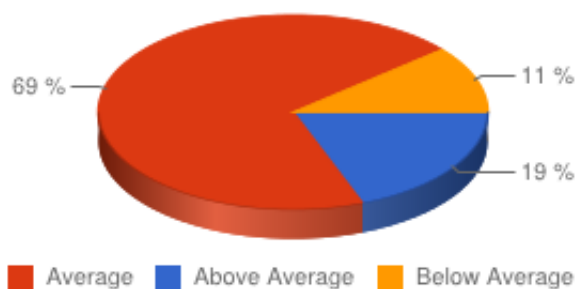
Total Respondents: 68  
 Total Non-Respondents: 0  
 Mean: 1.76  
 Standard Deviation: 0.52  
 % of Non-Respondents: 0



**14. I found the importance of the subject matter**

Rating	Choice	Respondents
3	Above Average	13
2	Average	47
1	Below Average	8

Total Respondents: 68  
 Total Non-Respondents: 0  
 Mean: 2.07  
 Standard Deviation: 0.55  
 % of Non-Respondents: 0



**Learning Outcome Assessment Rating Question Statistics**

The professor set out the following goals for the course. Please assess the extent to which the course met each specific goal.

**1. At the end of the course, students will have acquired understanding of and/or facility in a specific body of law, including major policy concerns**

Rating	Choice	Respondents
5	Course met and surpassed all	19

Total Respondents: 68

4	Course met all goals	28	Total Non-Respondents: 0
3	Course met most goals	12	Mean: 3.84
2	Course met some goals	9	Standard Deviation: 0.98
1	Course did not meet goals	0	% of Non-Respondents: 0



**2. At the end of the course, students will have acquired understanding of and/or facility in doctrinal analysis, including close reading of cases and precedents, and application to facts**

Rating	Choice	Respondents	Total Respondents: 68
5	Course met and surpassed all goals	18	Total Non-Respondents: 0
4	Course met all goals	30	Mean: 3.78
3	Course met most goals	10	Standard Deviation: 1.08
2	Course met some goals	7	% of Non-Respondents: 0
1	Course did not meet goals	3	



**3. At the end of the course, students will have acquired understanding of and/or facility in ethical and professional issues**

Rating	Choice	Respondents	Total Respondents: 68
5	Course met and surpassed all goals	19	Total Non-Respondents: 0
4	Course met all goals	23	Mean: 3.65
3	Course met most goals	10	Standard Deviation: 1.15
2	Course met some goals	15	% of Non-Respondents: 0
1	Course did not meet goals	1	



**4. At the end of the course, students will have acquired understanding of and/or facility in judicial, legislative and/or administrative processes**

Rating	Choice	Respondents	Total Respondents: 68
5	Course met and surpassed all goals	14	Total Non-Respondents: 0
4	Course met all goals	26	Mean: 3.57
	Course met		

3	most goals	17	Standard Deviation: 1.1 % of Non-Respondents: 0
2	Course met some goals	7	
1	Course did not meet goals	4	



**5. At the end of the course, students will have acquired understanding of and/or facility in values-based considerations in law-making**

Rating	Choice	Respondents	Total Respondents: 68 Total Non-Respondents: 0 Mean: 4.16 Standard Deviation: 0.98 % of Non-Respondents: 0
5	Course met and surpassed all goals	31	
4	Course met all goals	24	
3	Course met most goals	7	
2	Course met some goals	5	
1	Course did not meet goals	1	



**6. At the end of the course, students will have acquired understanding of and/or facility in jurisprudential considerations in legal analysis**

Rating	Choice	Respondents	Total Respondents: 68 Total Non-Respondents: 0 Mean: 3.82 Standard Deviation: 0.91 % of Non-Respondents: 0
5	Course met and surpassed all goals	15	
4	Course met all goals	34	
3	Course met most goals	11	
2	Course met some goals	8	
1	Course did not meet goals	0	



**7. At the end of the course, students will have acquired understanding of and/or facility in the historical development of law and legal institutions**

Rating	Choice	Respondents	Total Respondents: 68 Total Non-Respondents: 0
5	Course met and surpassed all goals	13	
4	Course met all		

	goals	29	Mean: 3.59
3	Course met most goals	13	Standard Deviation: 1.06
2	Course met some goals	11	% of Non-Respondents: 0
1	Course did not meet goals	2	



**Overall Course Goal Rating Question Statistics**

**1. To what extent do you think the overall course goals were achieved?**

Rating	Choice	Respondents	Total Respondents: 68
5	Course met and surpassed all goals	13	Total Non-Respondents: 0
4	Course met all goals	27	Mean: 3.63
3	Course met most goals	19	Standard Deviation: 0.97
2	Course met some goals	8	% of Non-Respondents: 0
1	Course did not meet goals	1	

